

SRP-XXX-BMA: Maximum System Voltage 1000 VDC  
 -HV SRP-XXX-BMA-HV: Maximum System Voltage 1500 VDC

**Electrical Characteristics**

Module Type	SRP-385-BMA SRP-385-BMA-HV	SRP-390-BMA SRP-390-BMA-HV	SRP-395-BMA SRP-395-BMA-HV	SRP-400-BMA SRP-400-BMA-HV
	STC	STC	STC	STC
Maximum Power at STC (Pmp)	385	390	395	400
Open Circuit Voltage (Voc)	48.5	48.7	48.9	49.1
Short Circuit Current (Isc)	9.87	9.95	10.03	10.10
Maximum Power Voltage (Vmp)	41.0	41.2	41.4	41.6
Maximum Power Current (Imp)	9.39	9.47	9.55	9.62
Module Efficiency at STC(ηm)	19.07	19.32	19.56	19.81
Power Tolerance	(0,+4.99)			
Maximum System Voltage	1000 VDC / 1500 VDC			
Maximum Series Fuse Rating	20A			

STC: Irradiance 1000 W/m<sup>2</sup> module temperature 25°C AM=1.5;

**Temperature Characteristics**

Pmax Temperature Coefficient	-0.38 %/°C
Voc Temperature Coefficient	-0.28 %/°C
Isc Temperature Coefficient	+0.05 %/°C
Operating Temperature	-40 ~ +85 °C
Nominal Operating Cell Temperature (NOCT)	45±2 °C

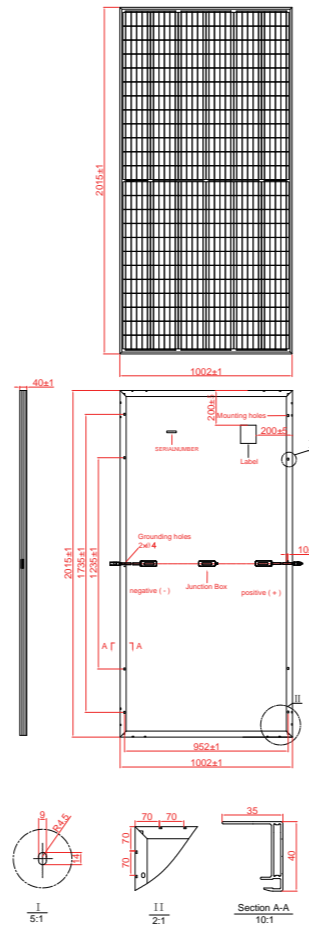
**Mechanical Specifications**

External Dimensions	2015 x 1002 x 40 mm
Weight	23.0kg
Solar Cells	PERC Mono crystalline 158.75 x 79.375 mm(144pcs)
Front Glass	3.2 mm AR coating tempered glass, low iron
Frame	Anodized aluminium alloy
Junction Box	IP68, 3 diodes
Output Cable	4.0 mm <sup>2</sup> , Portrait:255mm(+)/355mm(-);Landscape:1200mm
Connector	MC4 Compatible
Mechanical Load	5400 Pa


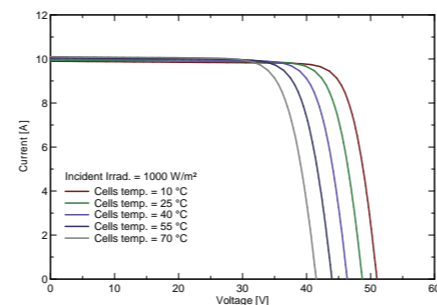
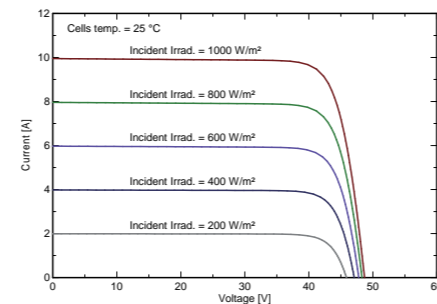
**Packing Configuration**

	2015 x 1002 x 40 mm		
Container	20'GP	40'GP	40'HQ
Pieces per Pallet	27	27	27+2*
Pallets per Container	10	22	22
Pieces per Container	270	594	638

\* 27+2 pieces per pallet is the special package which only suits for container transport.  
 For details, please consult SERAPHIM.



**I-V Curve**



BIADÉ™  
 Cuts Night, Breaks Dawn.

385W-400W

## Blade™ – A Module re-Modeled

Seraphim's Blade™ Series solar module boasts two identical parts, which are composed of cells that are half the size of ordinary solar cells. By cutting cells into halves, these smaller currents will help reduce "Cell To Module" loss, which means higher output.

In the meantime, the overall space between cells are doubled, and more light will be transferred into power through multiple reflections. Compared to mainstream standard modules, the Blade™ series module has lower current and series resistance which helps minimize mismatch loss, internal power loss, and shadow effect, etc. Once one cell has EL defect or appearance defect, such as black edge or V sharp. After cutting, one intact half can be reused.



More Output



Higher Efficiency



Higher ROI

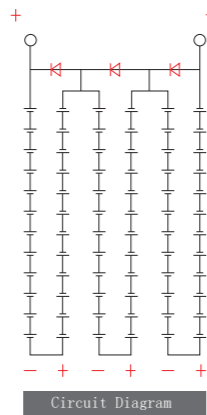
### Less Mismatch loss

Instead of 6 internal strings of cells, the Blade series module has 2 x 6 shorter ones. This design effectively deals with the mismatch happened between cells caused by shadow, out of sync performance degradation, ect.


**Standard Module** / With 6 internal strings of cells



Design Sketch




Circuit Diagram



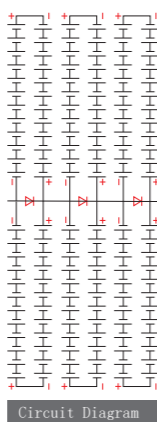
Electrical Mismatch

Module current output is 8.7A, current mismatch in series is **0.3A**.

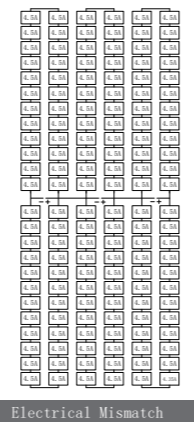
**Blade™** / With 2 x 6 internal strings of cells



Design Sketch




Circuit Diagram



Electrical Mismatch

Module current output is 4.5+4.35=8.85A, current mismatch in series is **0.15A**.

### Less Internal Power Loss



Standard Cell

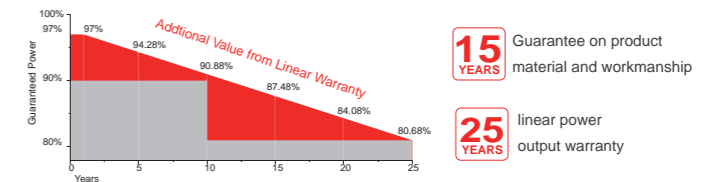
Half Cell

The ribbon length of half-cell is shorter than normal cell. Calculated by Joule's law and Ohm' law, the power loss reduction is nearly 6%.

### Product Certificates



### Warranty



### Insurance PICC

### Higher Yield Due to Better Shading Response

Blade™ comprises two separated and identical solar cell arrays, which means the ordinary strings of cells are cut into halves, and these shorter strings compose arrays which has separated current paths. When a module is shaded, only one side shaded array's current will be impacted, while the other array will still be functionally producing power. Under this circumstance, when a module is shaded, the affected working areas of Blade™ will be 50% less.

By cutting solar cell into halves, the internal power loss will be lower and hot spot effect will also be reduced.

#### Standard Module

#### Blade™ Module

